Colorado Local Government Liquid Asset Trust

First Quarter Report

ENDING MARCH 31, 2018 UNAUDITED

COLOTRUST PRIME Rated AAAm by Standard & Poor's
COLOTRUST PLUS+ Rated AAAm by Standard & Poor's

Standard & Poor's Ratings in no way guarantee favorable performance results and should not be construed as safety in an investment.

COLO TRUST®
A Trusted Investment Since 1985

PARTICIPANT BREAKDOWN BY BALANCE

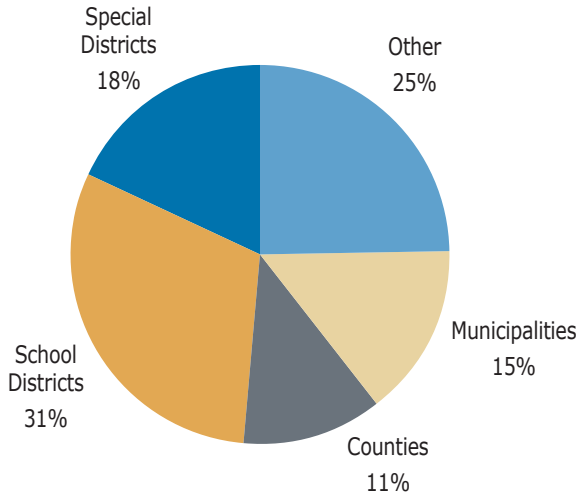

PARTICIPANT ACCOUNTS BY ENTITY TYPE

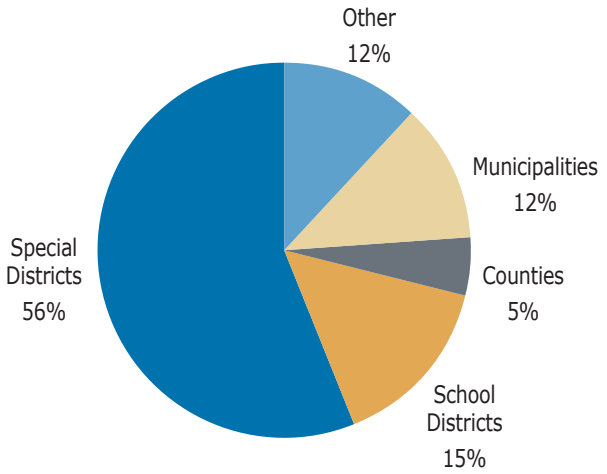

GENERAL POOL INFORMATION

	PRIME	PLUS+
Net Asset Value per Share	$1.00	$1.00
Total Net Assets (Millions)	$354	$6,704
Average Daily Yield for Month	1.41%	1.77%
Average Annualized Yield	1.55%	1.85%
Expense Ratio	0.12%	0.12%
Fund Inception Date	1985	1994
Investment Manager: Public Trust Advisors LLC		

RATING*

	PRIME	PLUS+
S&P	AAAm	AAAm

MONTHLY WEIGHTED AVERAGE MATURITY (WAM)

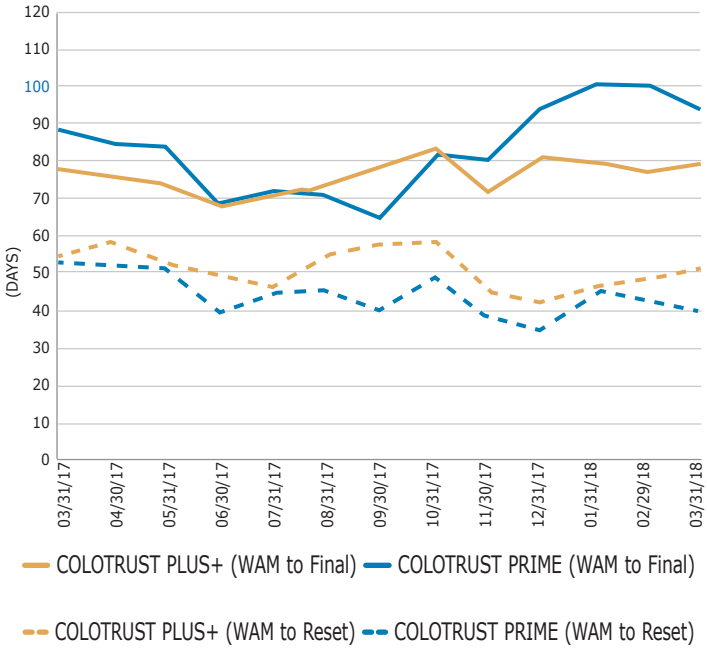

The Portfolio's weighted average maturity to reset is kept under 60 days, which further helps to enhance liquidity and limits market price exposure.

— STANDARD & POOR'S POOL PROFILE, SEPTEMBER 26, 2017

** Standard & Poor's Ratings in no way guarantee favorable performance results and should not be construed as safety in an investment.*

STATEMENT OF NET ASSETS – March 31, 2018

INVESTMENTS, AT FAIR VALUE

	Principal Amount	Coupon Rate	Maturity	Effective Yield	COLOTRUST PRIME Fair Value	COLOTRUST PLUS+ Fair Value
Overnight Repurchase Agreements (30%, 0% respectively)*						
Bank of America/Merrill Lynch Tri-Party (7%, 0% respectively)*	$25,313,629	1.79%	4/2/18	1.79%	$ 25,313,629	$ -
(Collateralized by U.S. Government Treasury Securities with coupon rates between 2.375% and 3.00% and maturing between 03/15/2021 and 02/15/2047.) Market value plus accrued interest: $25,819,993						
BMO Tri-Party (12%, 0% respectively)*	41,260,174	1.73	4/2/18	1.73	$41,260,174	-
(Collateralized by U.S. Government Treasury Securities with coupon rates between 0.00% and 3.375% and maturing between 04/26/2018 and 11/15/2045.) Market value plus accrued interest: $42,085,469						
RBC Tri-Party (11%, 0% respectively)*	39,858,196	1.78	4/2/18	1.78	$39,858,196	-
(Collateralized by U.S. Government Agency Securities with coupon rates between 2.125% and 4.50% and maturing between 02/29/2024 and 12/01/2047.) Market value plus accrued interest: $40,655,360						
Cost of ($106,431,999, $0 respectively)					106,431,999	-
U.S. Government Treasury Securities (35%, 0% respectively)*						
Treasury Note/Bond	20,000,000	1.96 - Var.	4/30/18	1.69	20,004,446	-
Treasury Note/Bond	10,000,000	1.00	5/31/18	1.00	9,987,891	-
Treasury Note/Bond	15,000,000	1.13	6/15/18	1.13	14,983,008	-
Treasury Note/Bond	18,000,000	1.94 - Var.	7/31/18	1.94	18,015,131	-
Treasury Bill	10,000,000	Disc**	4/5/18	2.49	9,997,237	-
Treasury Bill	10,000,000	Disc**	4/12/18	1.94	9,994,084	-
Treasury Bill	15,000,000	Disc**	7/12/18	1.60	14,925,219	-
Treasury Bill	25,000,000	Disc**	8/23/18	1.97	24,813,953	
Cost of ($122,749,294, $0 respectively)					122,720,969	-
U.S. Government Agency Securities (20%, 0% respectively)*						
Federal Home Loan Mortgage Corp.	10,000,000	0.88	10/12/18	1.98	9,941,700	-
Federal Home Loan Mortgage Corp.	12,350,000	0.95	1/30/19	2.27	12,216,250	-
Federal Farm Credit Bank	7,000,000	1.97 - Var.	11/14/18	1.97	7,009,380	-
Federal Farm Credit Bank	23,000,000	1.82 - Var.	12/5/18	1.72	23,011,270	-
Federal Farm Credit Bank	20,000,000	1.78 - Var.	7/25/19	1.53	19,978,000	
Cost of ($72,204,061, $0 respectively)					72,156,600	-

** Denotes percentage of market value ** Denotes securities purchased at a discount from par*

COLO TRUST

STATEMENT OF NET ASSETS – March 31, 2018

INVESTMENTS, AT FAIR VALUE

	Principal Amount	Coupon Rate	Maturity	Effective Yield	COLOTRUST PRIME Fair Value	COLOTRUST PLUS+ Fair Value
Money Market Funds (7%, 0% respectively)*						
State Street Government Portfolio	$ 23,000,000				$23,000,000	$ -
Cost of ($23,000,000.00, $0.00 respectively)*					23,000,000	-
Corporate Securities (0%, 1% respectively)*						
Royal Bank of Canada	49,393,000	1.80	7/30/18	1.80	-	49,282,360
Cost of ($0, $49,431,059 respectively)					-	49,282,360
Certificates of Deposit (0%, 4% respectively)*						
Skandinav Enskilda Bank	50,000,000	1.81 - Var.	5/9/18	1.99	-	49,963,500
Oversea-Chinese Bank Co. NY	50,000,000	2.07	5/30/18	2.07	-	50,000,000
Svenska Handelsbanken AB	50,000,000	1.99 - Var.	6/21/18	1.99	-	49,961,500
US Bank NA	50,000,000	1.99 - Var.	7/23/18	1.74	-	50,000,000
Svenska Handelsbanken AB	50,000,000	2.02 - Var.	7/30/18	1.79	-	49,961,000
Svenska Handelsbanken AB	50,000,000	2.00 - Var.	8/22/18	2.01	-	49,939,500
Cost of ($0, $300,000,000 respectively)					-	299,825,500
Commercial Paper (0%, 93% respectively)*						
Gotham Funding Corp., A-1, P-1	45,000,000	Disc**	4/2/18	1.72	-	44,993,511
Bedford Row Funding Corp., A-1+, P-1	50,000,000	1.81 - Var.	4/3/18	1.81	-	50,000,000
Lexington Parker Capital, A-1, P-1	40,000,000	Disc**	4/3/18	1.83	-	39,992,312
Ridgefield Funding Co. LLC, A-1, P-1	40,000,000	Disc**	4/3/18	1.83	-	39,992,312
Victory Receivables Corp., A-1, P-1	50,000,000	Disc**	4/3/18	1.75	-	49,990,390
Kfw, A-1+, P-1	114,780,000	Disc**	4/4/18	1.73	-	114,751,305
Anglesea Funding LLC, A-1, P-1	40,000,000	Disc**	4/5/18	1.98	-	39,988,400
Bennington Stark Capital Co., A-1, P-1	50,000,000	Disc**	4/6/18	1.92	-	49,982,985
Kells Funding LLC, A-1+, P-1	50,000,000	Disc**	4/9/18	1.76	-	49,974,860
Nederlandse Waterschaps, A-1+, P-1	50,000,000	Disc**	4/9/18	1.76	-	49,975,000
NRW. Bank, A-1+, P-1	50,000,000	Disc**	4/9/18	2.57	-	49,975,000
PSP Capital Inc., A-1+, P-1	50,000,000	Disc**	4/9/18	1.79	-	49,975,000
Barton Capital SA, A-1, P-1	20,000,000	Disc**	4/10/18	1.79	-	19,989,184
NRW. Bank, A-1+, P-1	50,000,000	Disc**	4/10/18	2.03	-	49,972,500
Caisse des Depot et Consignations, A-1+, P-1	50,000,000	Disc**	4/11/18	1.96	-	49,969,835
Cedar Springs Capital Co., A-1, P-1	24,050,000	Disc**	4/11/18	2.47	-	24,035,811
Kfw, A-1+, P-1	50,000,000	Disc**	4/11/18	1.76	-	49,969,835
Versailles Com Paper LLC, A-1, P-1	40,000,000	Disc**	4/11/18	1.79	-	39,976,400
Nederlandse Waterschaps, A-1+, P-1	50,000,000	Disc**	4/16/18	2.15	-	49,957,265
NRW. Bank, A-1+, P-1	50,000,000	Disc**	4/16/18	1.79	-	49,957,265
Lexington Parker Capital, A-1, P-1	50,000,000	Disc**	4/17/18	1.86	-	49,954,750
Albion Capital LLC, A-1, P-1	50,000,000	Disc**	4/20/18	2.02	-	49,946,625
Collateralized Commercial Paper Co., A-1, P-1	50,000,000	1.98 - Var.	4/20/18	1.98	-	50,000,000
Kells Funding LLC, A-1+, P-1	47,000,000	Disc**	4/20/18	1.95	-	46,935,845

** Denotes percentage of market value ** Denotes securities purchased at a discount from par*

STATEMENT OF NET ASSETS – March 31, 2018

INVESTMENTS, AT FAIR VALUE

	Principal Amount	Coupon Rate	Maturity	Effective Yield	COLOTRUST PRIME Fair Value	COLOTRUST PLUS+ Fair Value
Toronto Dominion Bank, A-1+, P-1	$50,000,000	Disc**	4/23/18	1.83%	$ -	$ 49,939,665
Concord Minuteman Cap Co., A-1, P-1	50,000,000	Disc**	4/24/18	1.86	-	49,935,765
Kells Funding LLC, A-1+, P-1	25,000,000	Disc**	4/25/18	1.79	-	24,957,750
Dexia Credit Local SA NY, A-1+, P-1	30,000,000	1.96 - Var.	4/26/18	1.96	-	30,000,000
Ridgefield Funding Co. LLC, A-1, P-1	45,000,000	2.08 - Var.	4/27/18	2.08	-	45,000,000
Toronto Dominion Bank, A-1+, P-1	50,000,000	Disc**	4/27/18	1.44	-	49,929,220
CDP Financial Inc., A-1+, P-1	25,000,000	Disc**	4/30/18	1.57	-	24,960,605
Alpine Securitization, A-1, P-1	50,000,000	Disc**	5/1/18	1.84	-	49,915,555
Anglesea Funding LLC, A-1, P-1	50,000,000	Disc**	5/2/18	2.31	-	49,912,915
Erste Abwicklungsanstalt, A-1+, P-1	50,000,000	Disc**	5/2/18	1.81	-	49,916,125
Kells Funding LLC, A-1+, P-1	75,000,000	Disc**	5/2/18	1.93	-	74,839,125
Lexington Parker Capital, A-1, P-1	45,000,000	Disc**	5/2/18	2.10	-	44,921,624
Credit Suisse New York, A-1, P-1	49,000,000	Disc**	5/8/18	1.85	-	48,899,143
Erste Abwicklungsanstalt, A-1+, P-1	50,000,000	Disc**	5/8/18	1.81	-	49,900,335
Antalis SA, A-1, P-1	100,000,000	Disc**	5/9/18	2.07	-	99,783,330
Bedford Row Funding Corp., A-1+, P-1	50,000,000	1.84 - Var.	5/9/18	2.02	-	50,000,000
Ontario Teachers' Finance Trust, A-1+, P-1	50,000,000	Disc**	5/10/18	1.53	-	49,895,220
JP Morgan Securities, A-1, P-1	50,000,000	1.92 - Var.	5/11/18	2.08	-	50,000,000
CDPPIB Capital Inc., A-1+, P-1	50,000,000	Disc**	5/14/18	1.43	-	49,884,375
Bedford Row Funding Corp., A-1+, P-1	50,000,000	1.90 - Var.	5/15/18	2.02	-	50,000,000
Old Line Funding LLC, A-1+, P-1	40,000,000	1.91 - Var.	5/16/18	1.91	-	40,000,000
Toyota Motor Credit Corp., A-1+, P-1	50,000,000	Disc**	5/16/18	1.97	-	49,872,710
Bedford Row Funding Corp., A-1+, P-1	46,000,000	1.93 - Var.	5/18/18	1.93	-	46,000,000
JP Morgan Securities, A-1, P-1	50,000,000	1.99 - Var.	5/18/18	1.99	-	50,000,000
Royal Bank of Canada, A-1+, P-1	50,000,000	Disc**	5/21/18	1.96	-	49,864,945
Manhattan Asset Funding Co., A-1, P-1	50,000,000	Disc**	5/22/18	2.09	-	49,849,835
Old Line Funding LLC, A-1+, P-1	50,000,000	Disc**	5/23/18	2.12	-	49,824,500
Caisse des Depot et Consignations, A-1+, P-1	50,000,000	Disc**	5/29/18	2.10	-	49,842,500
Starbird Funding Corp., A-1, P-1	35,000,000	Disc**	5/29/18	1.77	-	34,878,666
Alpine Securitization, A-1, P-1	50,000,000	Disc**	5/31/18	1.91	-	49,820,030
Bank Nederlandse Gemeent, A-1+, P-1	150,000,000	Disc**	5/31/18	2.03	-	149,511,750
Societe Generale SA, A-1, P-1	90,000,000	Disc**	5/31/18	1.90	-	89,703,954
Collateralized Commercial Paper Co., A-1, P-1	50,000,000	1.88 - Var.	6/4/18	2.07	-	50,000,000
La Fayette Asset Securitization LLC, A-1, P-1	50,000,000	Disc**	6/4/18	1.94	-	49,806,585
Swedbank, A-1+, P-1	40,000,000	Disc**	6/4/18	1.86	-	39,860,668
Ridgefield Funding Co. LLC, A-1, P-1	40,000,000	1.90 - Var.	6/5/18	2.09	-	40,000,000
Atlantic Asset Securitization LLC, A-1, P-1	50,000,000	Disc**	6/6/18	2.24	-	49,799,780
Mizuho Bank Ltd./NY, A-1, P-1	50,000,000	Disc**	6/6/18	2.27	-	49,807,335
Oversea-Chinese Banking, A-1+, P-1	50,000,000	Disc**	6/6/18	2.28	-	49,819,610
Toronto Dominion Bank, A-1+, P-1	50,000,000	Disc**	6/6/18	1.89	-	49,819,610
Australia & New Zealand Banking Group Ltd., A-1+, P-1	50,000,000	1.82 - Var.	6/7/18	2.02	-	50,000,000
Bedford Row Funding Corp., A-1+, P-1	25,000,000	1.83 - Var.	6/7/18	2.03	-	25,000,000
Ontario Teachers' Finance Trust, A-1+, P-1	50,000,000	Disc**	6/7/18	1.55	-	49,816,960
Bedford Row Funding Corp., A-1+, P-1	40,000,000	1.88 - Var.	6/8/18	2.07	-	40,000,600
Ridgefield Funding Co. LLC, A-1, P-1	50,000,000	1.92 - Var.	6/8/18	2.11	-	50,000,000
La Fayette Asset Securitization LLC, A-1, P-1	50,000,000	1.94 - Var.	6/11/18	2.10	-	50,000,000
LMA Americas LLC, A-1, P-1	50,000,000	Disc**	6/11/18	2.31	-	49,791,140
Halkin Finance LLC, A-1, P-1	50,000,000	Disc**	6/13/18	2.48	-	49,784,375
DBS Bank Ltd., A-1+, P-1	50,000,000	Disc**	6/14/18	2.23	-	49,796,280

** Denotes percentage of market value* *** Denotes securities purchased at a discount from par*

STATEMENT OF NET ASSETS – March 31, 2018

INVESTMENTS, AT FAIR VALUE

	Principal Amount	Coupon Rate	Maturity	Effective Yield	COLOTRUST PRIME Fair Value	COLOTRUST PLUS+ Fair Value
Halkin Finance LLC, A-1, P-1	$ 40,000,000	Disc**	6/15/18	2.58%	$ -	$ 39,822,044
JP Morgan Securities, A-1, P-1	100,000,000	2.03 - Var.	6/15/18	2.15	-	100,000,000
Atlantic Asset Securitization LLC, A-1, P-1	50,000,000	2.04 - Var.	6/18/18	2.06	-	49,995,000
Collateralized Commercial Paper II Co., A-1, P-1	50,000,000	2.06 - Var.	6/18/18	2.08	-	50,000,000
Bennington Stark Capital Co., A-1, P-1	30,000,000	Disc**	6/20/18	2.64	-	29,849,667
Commonwealth Bank of Australia, A-1+, P-1	50,000,000	2.02 - Var.	6/21/18	2.02	-	50,000,000
Erste Abwicklungsanstalt, A-1+, P-1	75,000,000	Disc**	6/22/18	2.52	-	74,657,003
Australia & New Zealand Banking Group Ltd., A-1+, P-1	50,000,000	2.06 - Var.	6/27/18	2.06	-	50,000,000
DNB Bank ASA, A-1, P-1	25,000,000	2.00 - Var.	6/27/18	2.00	-	25,000,000
Kells Funding LLC, A-1+, P-1	50,000,000	Disc**	6/27/18	2.51	-	49,710,750
Alpine Securitization, A-1, P-1	50,000,000	Disc**	7/2/18	2.65	-	49,703,640
Caisse des Depot et Consignations, A-1+, P-1	50,000,000	Disc**	7/2/18	2.24	-	49,740,195
Collateralized Commercial Paper II Co., A-1, P-1	25,000,000	1.91 - Var.	7/2/18	2.13	-	25,000,000
LMA Americas LLC, A-1, P-1	40,000,000	Disc**	7/11/18	1.99	-	39,735,632
CDP Financial Inc., A-1+, P-1	33,200,000	Disc**	7/13/18	2.56	-	33,004,396
Collateralized Commercial Paper II Co., A-1, P-1	25,000,000	1.96 - Var.	7/13/18	2.11	-	25,000,000
Crown Point Capital Co., A-1, P-1	50,000,000	Disc**	7/13/18	2.02	-	49,680,625
Crown Point Capital Co., A-1, P-1	50,000,000	Disc**	7/18/18	2.02	-	49,642,500
Toronto Dominion Bank, A-1+, P-1	50,000,000	Disc**	7/19/18	2.53	-	49,685,500
Nordea North America Inc., A-1+, P-1	50,000,000	Disc**	7/24/18	1.97	-	49,669,720
Swedbank, A-1+, P-1	50,000,000	Disc**	7/24/18	1.97	-	49,669,720
Credit Suisse New York, A-1, P-1	50,000,000	Disc**	7/25/18	2.03	-	49,637,625
DBS Bank Ltd., A-1+, P-1	50,000,000	Disc**	7/25/18	2.88	-	49,665,250
DNB Bank ASA, A-1, P-1	50,000,000	2.04 - Var.	7/30/18	1.73	-	50,000,000
Crown Point Capital Co., A-1, P-1	25,000,000	Disc**	7/31/18	2.25	-	24,795,000
Toyota Motor Credit Corp., A-1+, P-1	50,000,000	1.76 - Var.	7/31/18	1.99	-	50,000,000
Atlantic Asset Securitization LLC, A-1, P-1	50,000,000	1.85 - Var.	8/1/18	2.08	-	49,997,500
Collateralized Commercial Paper II Co., A-1, P-1	50,000,000	Disc**	8/1/18	2.10	-	49,612,500
National Australia Bank Ltd., A-1+, P-1	50,000,000	1.82 - Var.	8/1/18	2.05	-	50,000,000
Ontario Teachers' Finance Trust, A-1+, P-1	40,000,000	Disc**	8/2/18	2.15	-	39,711,112
Anglesea Funding LLC, A-1, P-1	50,000,000	2.09 - Var.	8/17/18	2.09	-	50,000,000
Atlantic Asset Securitization LLC, A-1, P-1	50,000,000	2.07 - Var.	8/20/18	2.07	-	50,000,000
Nordea North America Inc., A-1+, P-1	50,000,000	Disc**	8/20/18	2.17	-	49,578,945
Ridgefield Funding Co. LLC, A-1, P-1	40,000,000	2.10 - Var.	8/21/18	2.10	-	40,000,000
Coca-Cola Co., A-1+, P-1	50,000,000	Disc**	8/22/18	2.10	-	49,571,040
Collateralized Commercial Paper II Co., A-1, P-1	50,000,000	2.18 - Var.	8/28/18	2.18	-	50,000,000
Collateralized Commercial Paper Co., A-1, P-1	50,000,000	1.96	8/28/18	1.96	-	50,000,000
Starbird Funding Corp., A-1, P-1	50,000,000	Disc**	8/28/18	2.41	-	49,481,985
Anglesea Funding LLC, A-1, P-1	50,000,000	1.97 - Var.	8/29/18	2.19	-	50,000,000
Societe Generale SA, A-1, P-1	50,000,000	Disc**	8/31/18	2.39	-	49,518,750
Crown Point Capital Co., A-1, P-1	80,000,000	2.09 - Var.	9/4/18	2.25	-	80,000,000
Crown Point Capital Co., A-1, P-1	50,000,000	Disc**	9/4/18	2.57	-	49,457,970
Anglesea Funding LLC, A-1, P-1	50,000,000	2.11 - Var.	9/7/18	2.26	-	50,000,000
Collateralized Commercial Paper Co., A-1, P-1	50,000,000	2.10 - Var.	9/7/18	2.26	-	50,000,000
Starbird Funding Corp., A-1, P-1	25,000,000	Disc**	9/10/18	2.62	-	24,717,555

** Denotes percentage of market value* *** Denotes securities purchased at a discount from par*

STATEMENT OF NET ASSETS – March 31, 2018

INVESTMENTS, AT FAIR VALUE

	Principal Amount	Coupon Rate	Maturity	Effective Yield	COLOTRUST PRIME Fair Value	COLOTRUST PLUS+ Fair Value
Ridgefield Funding Co. LLC, A-1, P-1	50,000,000	Disc**	9/12/18	2.73	$ -	$ 49,428,220
United Overseas Bank Ltd. Singapore, A-1+, P-1	50,000,000	Disc**	9/12/18	2.47	-	49,499,695
Old Line Funding LLC, A-1+, P-1	50,000,000	2.03 - Var.	9/17/18	2.20	-	50,000,000
Ontario Teachers' Finance Trust, A-1+, P-1	25,000,000	Disc**	10/5/18	2.76	-	24,708,625
Toronto Dominion Bank, A-1+, P-1	50,000,000	2.07 - Var.	10/23/18	1.78	-	50,000,000
Ontario Teachers' Finance Trust, A-1+, P-1	50,000,000	Disc**	11/2/18	2.26	-	49,321,875
Old Line Funding LLC, A-1+, P-1	50,000,000	1.87 - Var.	11/29/18	2.11	-	50,000,000
KfW, A-1+, P-1	50,000,000	Disc**	1/22/19	2.14	-	49,155,665
Bedford Row Funding Corp., A-1+, P-1	50,000,000	2.22 - Var.	2/28/19	2.22	-	50,000,000
Cost of ($0, $6,223,558,533 respectively)					-	6,222,544,679
Total Investments in Securities Cost of ($324,385,354, $6,572,989,592 respectively)					324,309,568	6,571,652,539
Deposit Balances in Custodian Banks (8%, 2%, respectively)*						
Wells Fargo Cash		0.94%	4/19/18	0.94%	28,993,544	130,368,516
Cost of ($28,993,544, $130,368,516 respectively)					28,993,544	130,368,516
Other Assets						
Accrued Interest Receivable					363,106	2,425,216
Total Assets					353,666,218	6,704,446,271
Less Liabilities						
Administration and Investment Advisory Fees					37,614	714,654
Total Liabilities					37,614	714,654
Net Assets					$353,628,604	$6,703,731,617
Components of Capital						
Capital (Par Value)					353,704,390	6,705,068,670
Unrealized (Depreciation) on Investments					(75,786)	(1,337,053)
Net Assets					$353,628,604	$6,703,731,617
Outstanding Participant Shares					353,704,390	6,705,068,670
Net Asset Value per Share					$1.00	$1.00

** Denotes percentage of market value ** Denotes securities purchased at a discount from par*

STATEMENT OF OPERATIONS

(Three Months Ended March 31, 2018)

	COLOTRUST PRIME	COLOTRUST PLUS+
Investment Income	$1,356,473	$28,053,706
Expenses:		
Administration and Investment Advisory Fees	115,619	1,913,221
Net Investment Income	1,240,854	26,140,485
Net Realized Gain on Investments	2	1,555
Change in Net Unrealized (Depreciation) on Investments	(34,970)	(610,073)
Net Realized Gain and Unrealized (Loss) on Investments	(34,968)	(608,518)
Net Increase in Net Assets Resulting from Operations	$1,205,886	$25,531,967

STATEMENTS OF CHANGES IN NET ASSETS

(Three Months Ended March 31, 2018 and Year Ended December 31, 2017)

	COLOTRUST PRIME		COLOTRUST PLUS+	
	2018	2017	2018	2017
From Investment Activities:				
Net Investment Income	$ 1,240,854	$ 3,540,082	$ 26,140,485	$ 75,044,111
Net Change in Unrealized (Depreciation) on Investments	(34,970)	(60,626)	(610,073)	(1,058,182)
Realized Gain on Investments	2	270	1,555	65,140
Net Increase in Net Assets Resulting from Operations	1,205,886	3,479,726	25,531,967	74,051,069
Distributions to Participants from Net Investment Income	(1,240,854)	(3,540,082)	(26,140,485)	(75,044,111)
Distributions to Participants from Net Realized (Loss)	(2)	(270)	(1,555)	(65,140)
Net Increase/(Decrease) in Net Assets from Share Transactions	(70,163,184)	(88,645,794)	686,394,864	1,675,545,971
Net Increase/(Decrease) in Net Assets	(70,198,154)	(88,706,420)	685,784,791	1,674,487,789
Net Assets:				
Beginning of Period	423,826,758	512,533,178	6,017,946,826	4,343,459,037
End of Period	$353,628,604	$423,826,758	$6,703,731,617	$6,017,946,826

BOARD OF TRUSTEES

Ms. Kristen Colonell
Director of Business Services, Sheridan School District #2

Mr. James Covington
County Treasurer, Lincoln County

Ms. Suzi DeYoung
Chief Financial Officer, Adams 12 Five Star Schools

Mr. A.M. Dominguez, Jr.
Board Member, Colorado District Attorney's Council

Mr. Mario Dominguez
Senior Investment Portfolio Analyst, City and County of Denver

Ms. Brigitte Grimm
County Treasurer, Adams County

Ms. Michelle Miller
County Treasurer and Public Trustee, Park County

Mr. Brett Ridgway
Chief Business Officer, School District 49 - Falcon

Mr. James Ruthven
Designee, Reserve Metropolitan District #1

Ms. Terry Schueler
Financial Services Advisor, St. Vrain Valley S.D. RE-1J

Mr. Steven Shipley, CPA
Finance Director, S. Suburban Parks & Recreation District

Mr. Scott Wright, CPA, CPFO
Asst. Town Manager, Town of Avon

COLO TRUST®

717 17th Street, Suite 1850
Denver, CO 80202
T (303) 864-7474 (Denver Metro)
T (877) 311-0219
F (877) 311-0220
www.colotrust.com

On May 2, 2018, the Unaudited Financial Report of the Colorado Local Government Liquid Asset Trust ("COLOTRUST") for the quarter ended March 31, 2018 was approved by the COLOTRUST audit committee. This report should be read in conjunction with the Annual Report for the year ended December 31, 2017 and is available on the COLOTRUST website (www.colotrust.com).

The unaudited interim financial report has been prepared by and is the responsibility of COLOTRUST management. The unaudited financial information is subject to adjustments that may be identified when audit work is performed on the year-end financial statements, which could result in differences from this unaudited financial information. The COLOTRUST independent auditor has not performed a review of these interim financial statements.